

Good Practices of WinS in the Education Sector-the Indian Experience

Dayanand Panse

Pratiksha Gogoi

Ecosan Services Foundation(ESF)

sustainable
sanitation
alliance



Outline

- Background
 - World Urbanisation Trends with focus to India
 - Global to National Scenarios-Sanitation
- Key Developments journey of Education in India
- Good Practices under Sarva Shiksha Abhiyan (SSA), MHRD
- ESF's Journey towards WASH in Schools

World trend of urbanisation

- In June 2015 world population was 7.3 billion
- 60% (4.4 billion) population lives in Asia
- China (1.4 billion) and India (1.3 billion) remain the two largest countries of the world
- S. Asian urbanisation between 2014 and 2050: India (32% to 50%), Bangladesh (34% to 56%) and Pakistan (38% to 57%)

Source: UN (United Nations). (2014). World Urbanization Prospects: The 2014 Revision-Highlights. Department of Economic and Social Affairs. 32 p
UN (United Nations). (2015). World Urbanization Prospects: The 2015 Revision-Key Findings and Advance Tables. Department of Economic and Social Affairs. 66 p

Global to National Scenario - Sanitation

- 25.2 Million toilets have been built in last year
- 68,000+ children die every year from diarrhoea
- 44% of the pop. still following open defecate

globally,
2.5 billion
people still do not have
access to a safe,
CLEAN TOILET

that's
37% of the
global
population

One third of the world's population has intestinal worm infections.
Transmission of intestinal worms is entirely preventable by adequate sanitation and good hygiene.

1800 children under five die each day from **DIARRHOEAL DISEASES**, caused by lack of

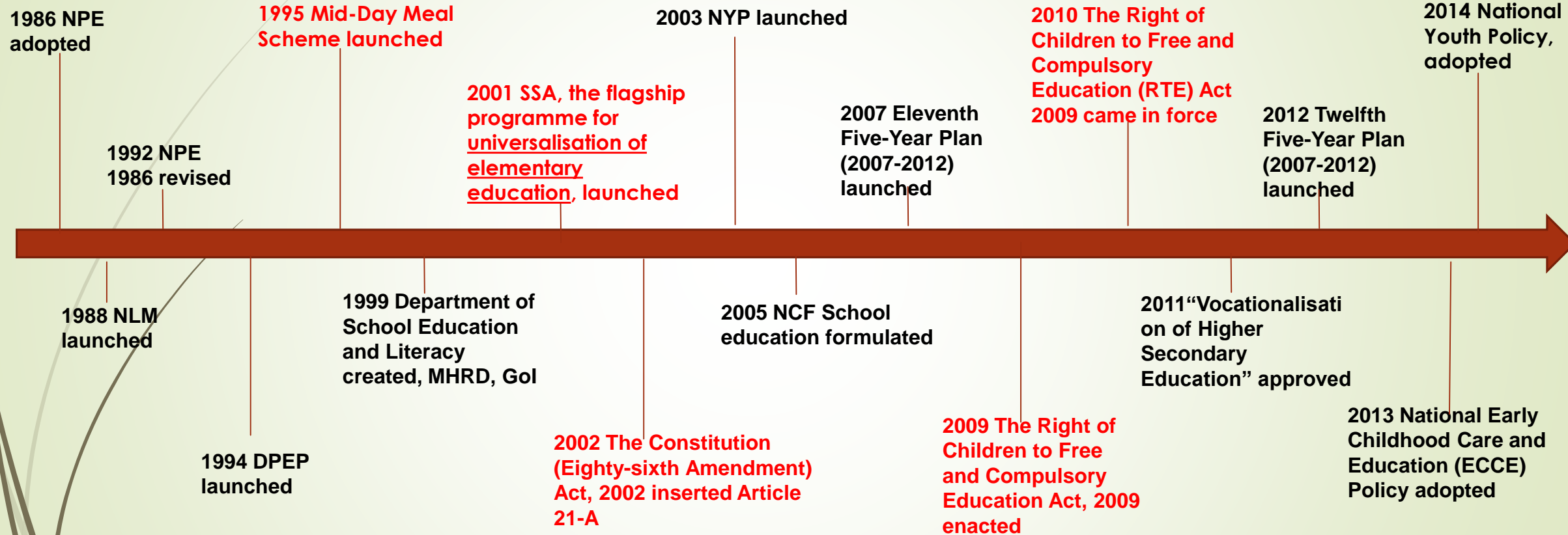
- HYGIENE
- SANITATION
- SAFE WATER

WORLD TOILET DAY
19 November 2012

unicef

Photo: © UNICEF/INDA2012/DhirejSingh Sources: UNICEF

Key Developments journey of Education in India



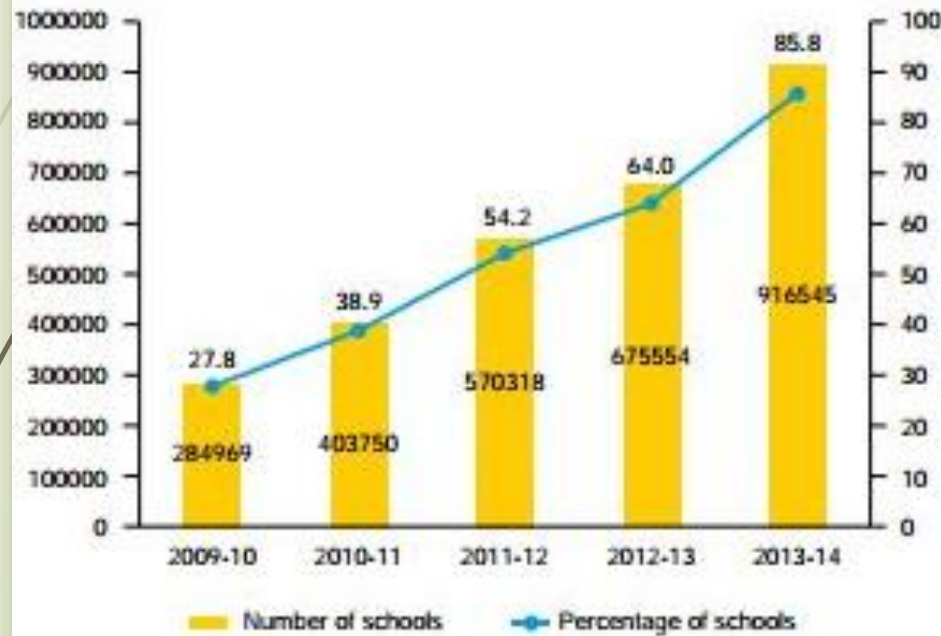
sustainable sanitation alliance

Source: http://mhrd.gov.in/sites/upload_files/mhrd/files/upload_document/EFA-Review-Report-final.pdf



Good Practices under SSA, MoHRD

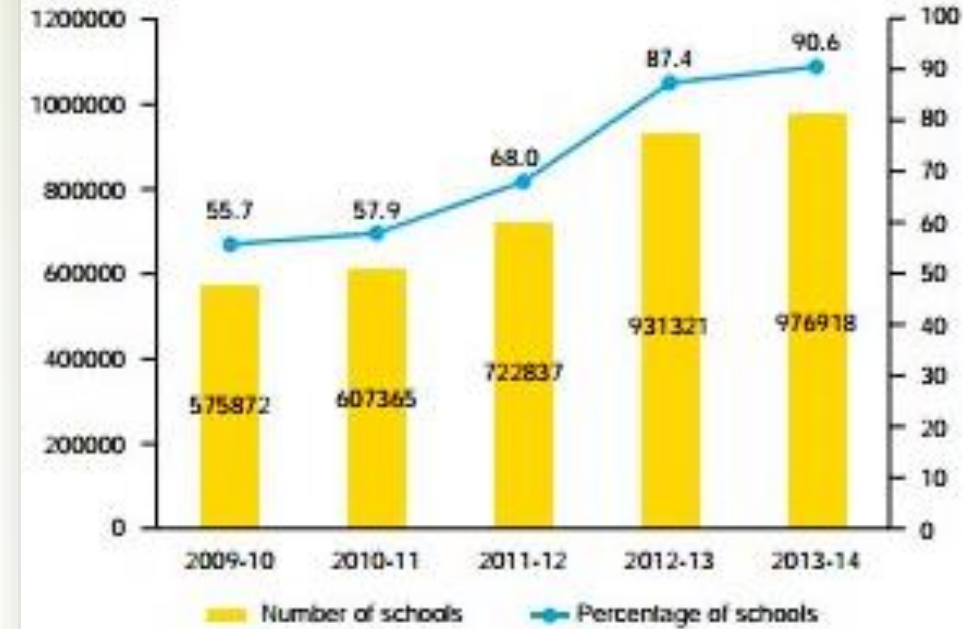
Figure 2.5: Status of Boys Toilet in Schools



Source: U-DISE, 2013-14, NUEPA, New Delhi

sustainable
sanitation
alliance

Figure 2.3: Status of Girls Toilet in Schools



Source: U-DISE, 2013-14, NUEPA, New Delhi

Under the flagship of Swachh Bharat Mission, Swachh Vidyalaya Campaign achieved 4,17,796 toilets in 261,400 schools in 2016

Source: Swachh Vidyalaya, 2014

http://mhrd.gov.in/sites/upload_files/mhrd/files/school-sanitation.pdf



Good Practices under SSA, MoHRD

- 1.3 Million Schools are there in India
- Primary schools
 - 2000-01 (638,738) → 2013-14 (858,916)
- Upper Primary schools
 - 2000-01 (206,269) → 2013-14 (589,796)
- 98% of the rural habitants have a primary school within 1km distance

ESF's Journey towards WASH in Schools

1.


National School Sanitation Initiative

- In 2011, baseline survey was conducted in 41 schools n over 32000 students covered
- ESF was appointed as **Knowledge Partner** by GIZ, MoHRD and CBSE (2012)
- Responsible for Hardware as well as software implementation
- Prepared detailed School Action Plan in 47 schools in 5 respective cities
- E-learning materials were developed for schools
- Developed Online Rating System & a school sanitation portal <http://www.schoolsanitation.com> created
- **Target Nos Achieved:**
 - SuSanEx (Sustainable Sanitation Exchange Program): **530**
 - **Schools: 47**
 - **Students: 11,000(G) 10,000(B)**

sustainable
sanitation
alliance



ESF's Journey towards WASH in Schools



- D.1.1. Supply of drinking water:
- D.1.2. Quantity of water supplied per day:
- D.1.3. Water storage systems:
- D.1.4. Frequency of maintenance:
- D.1.5. Any water quality tests carried out: If yes, copy of the test results:
- D.1.6. Expenditure on water supply per month:
- D.1.7. Expenditure on water supply maintenance:
- D.1.8 Existence of water treatment system:



D.2 Sanitation

D.2.1 Toilets:

| | | | | |
|--------|--------------|----------------------|----------------|----------------------|
| Boys: | No. of seats | <input type="text"/> | No. of Urinals | <input type="text"/> |
| Girls: | No. of seats | <input type="text"/> | | |

ESF's Journey towards WASH in Schools


2. Corporate Social Responsibility

Betterment of WASH facilities of schools in undeserved areas, focussing on behaviour change trainings and healthy living of students

- Kohler India, Kimberley-Clark, CocaCola and NDTV, UBS
- Conducted Trainings and capacity building of Schools through various software methods
- Refurbishment of the toilet blocks to make them functional & child friendly
- Supporting schools for better O&M of the WASH infrastructure

| | Girls | Boys | Teachers |
|------------------|-------|------|----------|
| Kohler India | 500 | 600 | 18 |
| Kimberley-Clark | 862 | 1003 | 50 |
| CocoColla & NDTV | 1107 | 1774 | 42 |
| UBS | 497 | 748 | 17 |

ESF's Journey towards WASH in Schools



sustainable sanitation alliance



ESF's Journey towards WASH in Schools

ITC Mission Sunehra Kal – Swachh Vidyalaya Initiative

Sensitization of Schools Children and Creating a School Sanitation Road Map

- Targeted villages: 10 Villages under Pune (Pimpri Dumala, Khandale, Karanjawane, Karegaon, Sonesangvi, Dhok Sangvi, Babhulsar Khurd, Bhambarde, Dahiwadi, Ranjangaon Ganpati)
- **Schools Reached:** Anganwadis: 12
Primary schools: 16 (1st – 4th Grade)
Upper primary schools: 7 (1st – 7th Grade)
- **Strategy to achieve the Objective**
 - Baseline survey conducted
 - WASH events were organised to sensitize schools
 - WASH events for SMC & Bal Panchayat for empowerment

ESF's Journey towards WASH in Schools

SMC and Bal Panchayat empowerment IEC material & tools



शाळा स्वच्छता देखरेख तक्ता

शाळेचे नाव : _____ दिनांक : _____

| मुलांची व्यक्तिगत स्वच्छता | एकूण मुलांची संख्या | उपलब्ध सुविधा | होय नाही |
|--|---------------------|-------------------------------|------------------------|
| 1 चेहरा स्वच्छ आहे. | | 1 हातपंप | |
| 2 नाक स्वच्छ आहे | | 2 मजमिनस्तरण पाईप | |
| 3 केस नीट आहेत | | 3 कचरापेटी | |
| 4 नख कापलेली आहे | | 4 शींचालय | |
| 5 चप्पल घातली आहे | | 5 मुला-मुलीसाठी वेगळे शींचालय | |
| 6 कपडे स्वच्छ आहेत | | 6 शींचालयात पाण्याची उपलब्धता | |
| | | 7 शींचालयाची स्वच्छता | |
| शाळेची माहिती | | होय नाही कधी-कधी | ८ बायकांसाठी सुविधा |
| 1 पिण्याचे पाणी झाकून ठेवले आहे का ? | | | 9 शाळा संरक्षक भिंत |
| 2 पिण्याचे पाणी घ्यायला पळीचा वापर होतो का ? | | | 10 हात धुण्यासाठी साबण |
| 3 पिण्याचे पाणी बरचेबर बदलले जाते का ? | | | |
| 4 वर्गातील कचरा कचरापेटीत टाकला जातो का ? | | | |
| 5 शींचालय शाळेच्या वेळाला मुलांसाठी खुले असते का ? | | | |
| 6 शींचालयाचा वापरण्या आधी/ नंतर पाणी टाकले जाते का? | | | |
| 7 शींचालयाच्या वापरानंतर हात साबणाने पुतले जातात का? | | | |
| 8 शाळेचे वर्ग नियमितपणे झाडले जातात का ? | | | |
| 9 मध्यान्न भोजना आधी हात साबणाने पुतले जातात का ? | | | |

Supported By Enduring Value

Implemented By आयटीसी मिशन सुनेहरा कल सामाजिक विकास, आरोग्य व स्वच्छता कार्यक्रम




ESF's Journey towards WASH in Schools

| | Boys | Girls |
|---------|----------|----------|
| WC | 63% (22) | 46% (16) |
| Urinals | 74% (26) | 54% (19) |

- 51% schools (18) have CWSN
- 83% schools (29) have dustbins in their classes
- 57% schools (20) practice Solid waste segregation
- 49% of the schools (17) have toilet block linked to septic tank
- 37% of the schools (13) have toilet blocks are linked to soak pit



- **Target Nos. Achieved:**
Schools: 37
Students: 2,147 (B) 1,852 (G) Total: 3,999
Teachers: 61(M) 69 (F) Total: 130



Thank You

India's "Swachh Bharat Mission" has progressed to provide sanitation but its way too long to go. Our work, your Support is important to make a change